

Goods only Hydraulic Lift

compact

The most reliable Lift solution for goods

Features

- Suspension 1:2
- Rated load up to 1500 kg
- Dimensions of platform up to 2000mm x 1600mm
- Max travel up to 11.5m
- Max speed up to 0.15m/s
- Type Examination Certificate according to Machinery Directive 98/37/ EC



Your 1st Choice in Lifts

www.kleemannlifts.com

TECHNICAL CHARACTERISTICS

Type	C 450 N		C 650 N	C 1000 N		CSG 200 N		CSG 450 N		CSG 650 N		CSG 1000 N		CSG 1200 N		CSG 1500 N		
Drive	Hydraulic (indirect roping)																	
Max Rated load (kg)	350	450	650	1000		300	350	450	650	1000		1200	1500					
Max Total suspended load* (kg)	620	720	920	1315	1250	465	620	720	920	1315	1250	1670	2020					
Min. pit (mm)	220		220	220		430	450		450	460		380	380					
Min. headroom (mm)	2200																	
Type of safety gear	Instantaneous																	
Type of rapture valve	KL 10 - 3/4''																	
Dimensions of LCU max (mm)	1250x1100		1250x1100	1400x1300		1000x1000		1250x1100		1250x1100		1400x1300		1800x1500		2000x1600		
Guide rails	T70x70x9		T70x70x9	T89x62x16		T70x70x9		T70x70x9		T70x70x9		T89x62x16		T125x82x16		T125x82x16		
Ram	Ø50	Ø60	Ø60	Ø70x5	Ø70x8	Ø50	Ø60	Ø50	Ø60	Ø60	Ø70x5	Ø70x8	Ø90x5	Ø100x5				
Number of stops	4																	
Max travel (m) for max rated load (depending on ram)	7	10	9	7	9	9	11.5	7	10	9	7	9	9	10				
Max rated speed (m/s)	0.15																	
Guiding objects	Guiding Shoes																	
Distance between guides (mm)	702		702	818		454		702		702		818		946		1146		
Tank	T50		T50	T50		T50		T50		T50		T50		T150		T150		
Pump (lit/min)	8	12	12	15		8	12	8	12	12		15		27		36		
Motor (kw)	1.5/230V-2/400V		1.5/230V-2/400V	2.5/230V-2/400V		1.5/230V-2/400V		1.5/230V-2/400V		1.5/230V-2/400V		2.5/230V-2/400V		3.5/230V-3/400V		4.5/230V-4.4/400V		
Landing doors	Hinged-(semiautomatic)																	

* Car sling + rated load + platform + balustrade (kg)

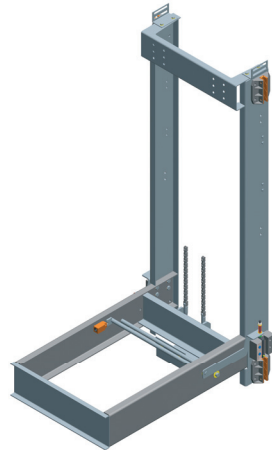
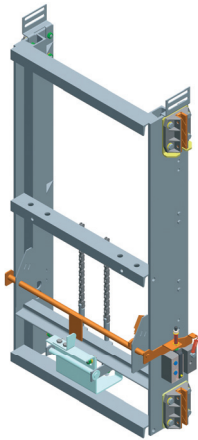
Types

Trolley

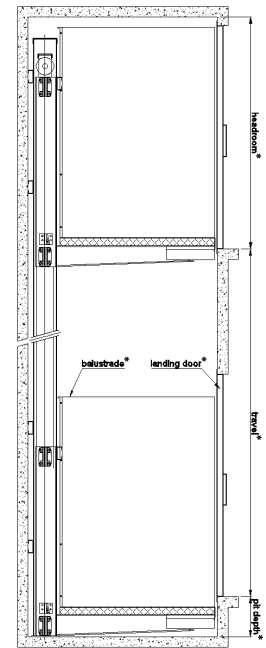
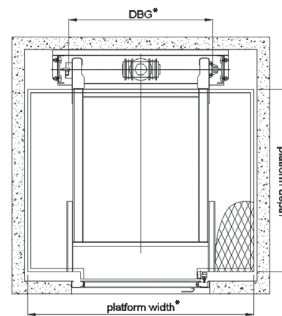
C450N
C650N
C1000N

Car Sling

CSG200N
CSG450N
CSG650N
CSG1000N
CSG1200N
CSG1500N



Planning Data



*according to site



Head offices - Export Sales: Kilkis Industrial Area, P.O. Box 25, Post Code 61 100, Kilkis, Greece.
Operator: +30 23410 38 100, Fax: +30 23410 38200,
E-Mail: headoffice@kleemann.gr



Kilkis Industrial Area, Post Code 61 100, Kilkis, Greece, Operator: +30 23410 75 730, Fax: +30 23410 75 733,
E-Mail: info@klefer.gr, www.klefer.gr



Yukari Dudullu, Türker, Cad No 34 34775, Ümraniye Istanbul TÜRKİYE, Tel.: +90 216 4662267, Fax: +90 216 4662285,
E-Mail: info@kleemannturk.com



Golubinačka b.b, Šimanovci, Beograd Serbia - Montenegro, Tel/fax (+381 22) 480-280,480-090
E-Mail: office@kleemann.co.yu



63 Marasesti Blvd. Sector 4, Bucharest, Romania, Tel.: 0040 21 3367739, Fax: 0040 21 3374428

www.kleemannlifts.com