

semi auto matic

SEMIAUTOMATIC DOORS



Your 1st Choice in Lifts



Kilikis Industrial Area | 73,500 sq. m

Company

KLEEMANN, one of the largest lift manufacturers in the European market, in collaboration with its affiliated company KLEFER, are also market leaders in the lift doors sector, boasting a wide range of top quality and high aesthetic solutions for both professional and personal spaces, always backed by the KLEEMANN guarantee. Through a combination of strong entrepreneurship and cutting-edge technology, KLEFER is the first lift door industry in Greece and one of the most rapidly developing in Europe. Its installations currently occupy 12,000 sq m and it employs over 140 staff.

Semi-automatic KLEEMANN doors

KLEEMANN meets your constantly changing needs by providing solutions for semiautomatic doors. Specially designed for the International market, the semi-automatic doors offer a range of solutions for an impressive, elegant and functional finish. KLEEMANN's semi-automatic doors are used mainly in combination with BUS doors and are available in electrostatic-epoxy paint, skinplate or a variety of stainless steel finishes.

Advantages

- High quality paint from a wide selection of color options
- Possibility of personal choice of handle and glass panels
- Easy to adjust and install
- Certified locks
- Protective film for paint
- Divided grips, in accordance with the wall opening
- Side extensions, in accordance with the shaft opening
- Standard frames 75, 100, 125 mm
- Easily adjusted and accessed patented spring
- Highly quality packaging for each door
- Certified in accordance with the most stringent European standards
- 24-hour service, on telephone line (+) 30 23410 38300
- Backed by the guarantee of KLEEMANN, the Number One Lift Company in Greece

Models


Use the colour and finishing material of your choice to create your own personal combination

NEW Elegance

Door with modern design handle (hidden), available in a wide range of colours, RAL and special




frame & door RAL 5010



frame RAL 1013 & door RAL 3000



frame & door BLACK ALUMINIUM COARSE
735.9.8645



frame RAL 1013 & door RAL 1001

Luxury

Door with a narrow window and stainless steel finish, available in a wide range of colours, both RAL and special, or with an stainless steel or skinplate finish



frame RAL 1013 & door RAL 7010



frame GREY COARSE METALLIC
535.8A.0562 & nóra RAL 1013



frame GREY COARSE 535.8A.1294
& skinplate door DL 92



frame & door RAL 7010 (standard)

Classic

Door with a wide window and aluminium frame, available in a wide range of colours, RAL and special, or with an INOX or plasticized sheet finish

Use the colour and finishing material of your choice to create your own personal combination

Luxury Glass (Frameless)

Door with a large panel, available in a wide range of colours, RAL and special, or with an stainless steel or skinplate finish, and your choice from a wide range of glass panels



frame RAL 3004 & door RAL 3000 with standard glass and handle



frame RAL 1013 & door RAL 3004 with standard glass and handle

Luxury Glass (with Frame)

Door with a large panel in a frame, available in a wide range of colours, RAL and special, or with an stainless steel or skinplate finish, and your choice from a wide range of glass panels




frame & door RAL 7001 with standard glass and handle



frame and door RAL 7010 with combination of standard and sandblasted glass and handle

Decorative choices

Door colour choices (RAL and Special Colours)



Note: Colours may differ slightly in appearance from those shown

Decorative choices

With a choice from a range of RAL colours, special colours, stainless steel or skinplate, semi-automatic doors can be adapted to your environment and highlighting the elegance of your building.

Door finish choices (Skinplate)



Door finish choices (Stainless Steel)



Choices of special knobs-handles



Decorative choices

Luxury Glass choices

Perfectly in line with current design trends, solutions for a personal choice of panels are proposed so that the doors can offer a touch of luxury while at the same time constantly complying with the company's high specifications.

Hand-made panels (fusion)



Glass | Japan°



Glass | Galaxy°



Glass | Romvos°



Glass | X-fusing°

Painted panels



Glass | Butterfly



Glass | Geometry



Glass | Wave



Glass | Spiral

° Available only in Luxury Glass with frame

Note: Colours may differ slightly in appearance from those shown

Projects

Perfectly in line with current design trends, personal panel choices proposed so that the doors can offer a touch of luxury, while at the same time constantly comply with the company's high specifications.



Luxury Glass semiautomatic door with standard glass in a commercial store



Luxury Glass semiautomatic door with standard glass in an office building



Luxury Glass semiautomatic door with painted glass in a maisonette (customised construction)

Decorative options–Technical Specifications

	Elegance	Luxury	Classic	Luxury Glass (with frame)	Luxury Glass (frameless)
Painted (RAL & Special colours)	•	•	•	•	•
Stainless Steel finishes		•	•	•	•
Skinplate finishes		•	•	•	•
Knob		•	•	•	•
Handle		•	•	•	•
Handle II		•			
Hand made glass				•	
Painted glass				•	•

Door dimensions

CO painted door	from 600mm to 1000mm
CO skinplate or stainless steel finishes	from 600mm to 950mm
Clear height	from 2000mm to 2100mm



Your 1st Choice in Lifts

www.kleemannlifts.com



Head Offices-Export Sales

Kilkis Industrial Area, P.O. Box 25, Post Code 61 100, Kilkis, Greece

Operator: +30 23410 38100, Fax: +30 23410 38200

Email: headoffice@kleemann.gr